

PERCHÉ SCEGLIERE IL 2CM DI HITHICK?



**SUPERFICI CONTINUE
TRA INTERNO ED ESTERNO
CONTINUOUS SURFACES FROM
INDOORS TO OUTDOORS**
DES SURFACES ININTERROMPUES
ENTRE INTÉRIEUR ET EXTÉRIEUR /
DURCHGEHENDE OBERFLÄCHEN
IM INNEN- UND AUSSENBEREICH /
SUPERFICIES CONTINUAS ENTRE
INTERIOR Y EXTERIOR / ЕДИНЫЙ СТИЛЬ
ОТДЕЛКИ ИНТЕРЬЕРА И ЭКСТЕРЬЕРА

FACILE DA POSARE / EASY TO FIT
FACILE A POSER / LEICHT
VERLEGBAR / FÁCIL DE COLOCAR
ПРОСТАЯ В УКЛАДКЕ



FACILE DA PULIRE / EASY TO CLEAN
FACILE A NETTOYER / PFLEGELEICHT /
FÁCIL DE LIMPIAR / ПРОСТАЯ В ОЧИСТКЕ

RESISTE ALLE MACCHIE / STAIN-RESISTANT
RESISTE AUX CHARGES DE RUPTURES ELEVEES / BESTÄNDIG GEGEN
HOHE BRUCHLASTEN / RESISTENTE A ELEVADAS CARGAS DE ROTURA
УСТОЙЧИВА К ВОЗДЕЙСТВИЮ ПЯТЕН

RESISTENTE ALLE MUFFE / RESISTANT TO MILDEW
RÉSISTANT AUX MOISSURES / RESISTENT GEGEN SCHIMMEL /
RESISTENTE AL MOHO / УСТОЙЧИВ К ОБРАЗОВАНИЮ ПЛЕСЕНИ



RESISTE AL GELO / FROST-RESISTANT
RESISTE AUX GEL / FROSTBESTÄNDIG /
RESISTENTE AL HIELO / МОРОЗОУСТОЙЧИВАЯ

**RESISTE AGLI SBALZI TERMICI
ABLE TO WITHSTAND SUDDEN TEMPERATURE CHANGES**
RESISTE AUX CHOCS THERMIQUES / BESTÄNDIG GEGENÜBER
TEMPERATURSCHWANKUNGEN / RESISTENTE A LAS OSCILACIONES
TÉRMICAS / УСТОЙЧИВАЯ К ТЕМПЕРАТУРНЫМ ПЕРЕПАДАМ

ANTISCIVOLO / NON-SLIP
ANTIDERAPANT / TRITTSICHER
ANTIDESLIZANTE / ПРОТИВОСКОЛЬЗЯЩАЯ



**É LEED V4
LEED V4 COMPLIANT**



**RESISTE AD ELEVATI CARICHI DI ROTTURA*
ABLE TO WITHSTAND HIGH BREAKING LOADS***
RESISTE AUX CHARGES DE RUPTURES ELEVEES / BESTÄNDIG GEGEN HOHE
BRUCHLASTEN / RESISTENTE A ELEVADAS CARGAS DE ROTURA
ВЫСОКАЯ УСТОЙЧИВОСТЬ НА РАЗРЫВ

*OLTRE 1000 KG PER LASTRA / OVER 1000 KG PER SLAB / PLUS DE 1000 KG CARREU
MEHR ALS 1000 KG PRO PLATTE / MÁS DE 1000 KG POR PLANCHA / СВЫШЕ 1000 КГ НА ПЛИТУ



Why choose the 2CM slabs?



VASTE CHOIX DE STYLES ET DE FORMATS

14 collections
3 looks
44 couleurs
6 formats

BREITE AUSWAHL AN STILEN UND FORMATEN

14 Kollektionen
3 Looks
44 Farben
6 Formate

AMPLIO SURTIDO DE ESTILOS Y FORMATOS

14 colecciones
3 look
44 colores
6 formatos

ШИРОКИЙ ВЫБОР СТИЛЕЙ И ФОРМАТОВ

14 коллекций
3 дизайна
44 цвета
6 форматов



**VASTA SCELTA DI
STILI E FORMATI**

14 COLLEZIONI

3 LOOK

44 COLORI

6 FORMATI



**Wide choice of style
and size**

14 collection

3 looks

44 colours

6 sizes











































Health Club































Effetto pietra
Stone effect





LIGHT

SILVER

DARK



SAND

LIMY

FOSSIL

SHADE COLD



60x120 Strutt.Rect. - 24"x48" Struct.Rect.
 80x80 Strutt.Rect. - 32"x32" Struct.Rect.
 60x60 Strutt.Rect. - 24"x24" Struct.Rect.



V3

SHADE VARIATION

LIGHT

SILVER

DARK



Code produit. Artikelnummer.
 Código de producto. Код артикула

60x120 Strutt.Rect. - 24"x48" Struct.Rect.



V3

SHADE VARIATION

SAND

LIMY

FOSSIL

SHADE COLD



ARCTIC



PUMICE



PEARL



TITANIUM



GRAPHITE



V3

SHADE VARIATION

ARCTIC



PUMICE



PEARL



TITANIUM



GRAPHITE



LEAF



V3

SHADE VARIATION

LEAF



BEIGE



BRUNO



GRIGIO



V3

60x120 Strutt.Rett. - 24"x48" Struct.Rect.

45x90 Strutt.Rett. - 18"x36" Struct.Rect.

Código de producto. Код артикула

30x120 Strutt.Rett. - 12"x48" Struct.Rect.

Spessore/
Thickness

20 mm

RIALTO



CHATEAU



THERMAE



PANTHEON



NAUTILUS




BEIGE



GREY



SILVER



DARK



60x120 Strutt.Reitt. - 24"x48" Struct.Rect.
45x90 Strutt.Reitt. - 18"x36" Struct.Rect.
80x80 Strutt.Reitt. - 32"x32" Struct.Rect.



V3

SHADE VARIATION

ARCTIC



CHATEAU



THERMAE



PANTHEON



NAUTILUS



V3

SHADE VARIATION


BEIGE



GREY



SILVER



DARK






PERLA

MICA

MALTA

EXA




120x120 Strutt.Rett. - 48"x48" Struct.Rect.
80x80 Strutt.Rett. - 32"x32" Struct.Rect.



CRETA

TUFO

FRAMMENTI




120x120 Strutt.Rett. - 48"x48" Struct.Rect.
80x80 Strutt.Rett. - 32"x32" Struct.Rect.

SAND

SILVER

DARK



45x90 Strutt.Rett. - 18"x36" Struct.Rect.



V3

SHADE VARIATION

SAND

SILVER

DARK



BEIGE

SILVER



V3

SHADE VARIATION

BEIGE

SILVER



45x90 Strutt.Rett. - 18"x36" Struct.Rect.

GREY

DARK



V2

SHADE VARIATION

GREY

DARK




60x60 Strutt.Rett. - 24"x24" Struct.Rect.

IVORY

GOLD

SILVER



V3

SHADE VARIATION

IVORY

GOLD

SILVER



60x60 Strutt.Rett. - 24"x24" Struct.Rect.

IVORY

SILVER

DARK



GREY

BEIGE



V3

SHADE VARIATION

GREY

BEIGE



45x90 Strutt.Rett. - 18"x36" Struct.Rect.

60x60 Strutt.Rett. - 24"x24" Struct.Rect.




V3

SHADE VARIATION

IVORY

SILVER

DARK

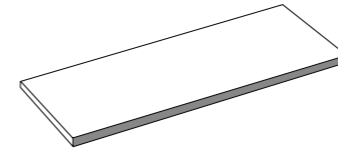


45x90 Strutt.Rett. - 18"x36" Struct.Rect.

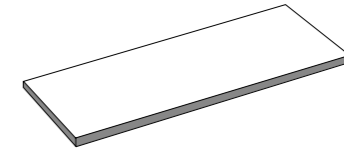
PEZZI SPECIALI 2 CM

SPECIAL PIECES 2 CM

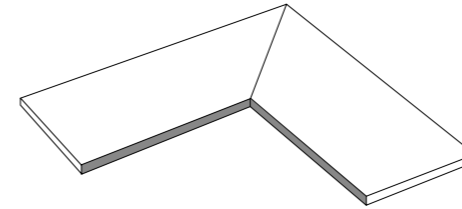
PEZZI SPECIALI HITHICK 20 MM HITHICK 20 MM SPECIAL PIECES



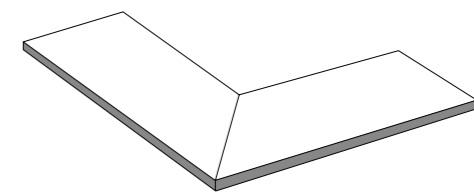
SCALINO
STEP



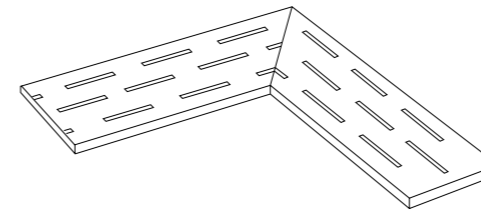
ANGOLO SCALINO
STEP CORNER



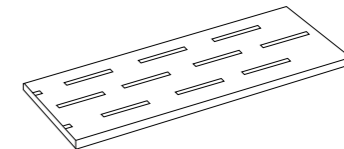
ANGOLO INTERNO
INTERNAL CORNER TILE



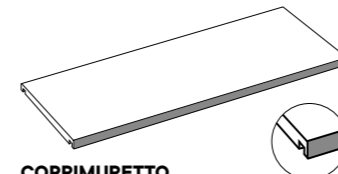
ANGOLO ESTERNO
EXTERNAL CORNER TILE



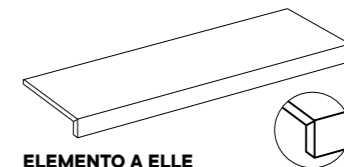
ANGOLO GRIGLIA
GRID CORNER TILE



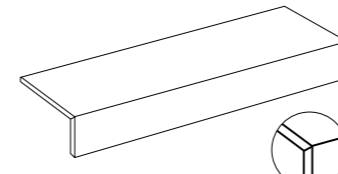
GRIGLIA
GRID TILE



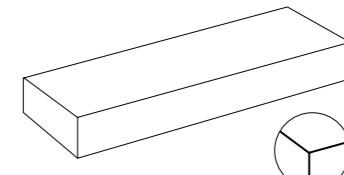
COPRIMURETTO
LOW WALL COVER



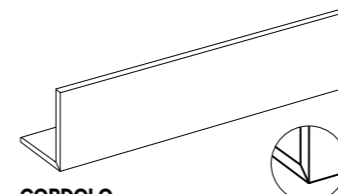
ELEMENTO A ELLE
L BORDER



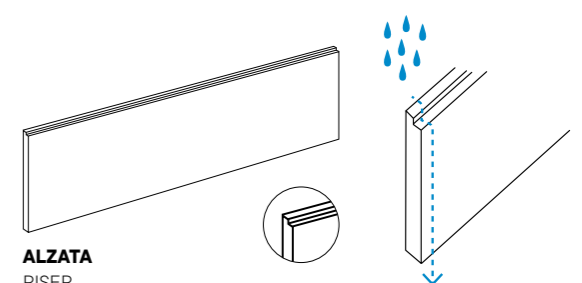
SCALINO A ELLE
L STEP



ANGOLO SCALINO A ELLE
L STEP CORNER



CORDOLO
CURB

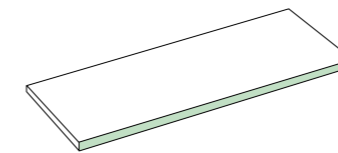


ALZATA
RISER

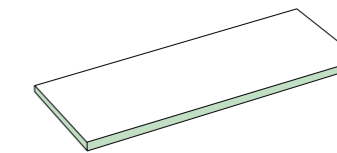
I PEZZI SPECIALI SONO DISPONIBILI IN DUE VERSIONI, UNA CON BORDO TORO E UNA CON BORDO LUCIDATO. LA VERSIONE CON BORDO TORO È CARATTERIZZATA DA UNA BORDATURA ARROTONDATA CON SPIGOLI SMUSSATI PER ELEGANTI FINITURE. LA VERSIONE COSTA LUCIDA SI DISTINGUE PER IL TAGLIO NETTO DEL BORDO E LA SUA LUCIDATURA PER SOLUZIONI DI ARREDO MINIMALI.



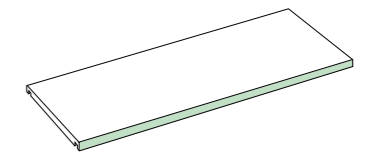
FINITURA COSTA LUCIDA POLISHED EDGE FINISH



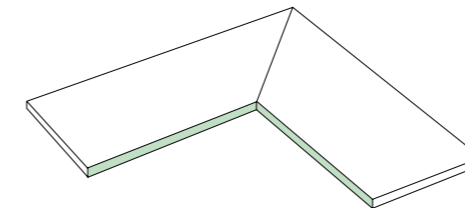
SCALINO COSTA LUCIDA
POLISHED EDGE STEP



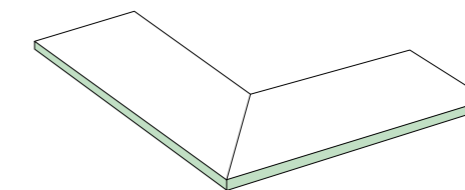
ANGOLO SCALINO COSTA LUCIDA
POLISHED EDGE STEP CORNER



COPRIMURETTO COSTA LUCIDA
POLISHED EDGE LOW WALL COVER

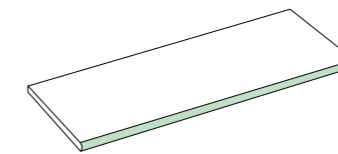


ANGOLO INTERNO COSTA LUCIDA
POLISHED EDGE INTERNAL CORNER TILE

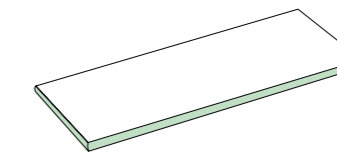


ANGOLO ESTERNO COSTA LUCIDA
POLISHED EDGE EXTERNAL CORNER TILE

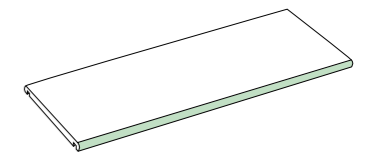
FINITURA COSTA TORO BULL NOSE EDGE FINISH



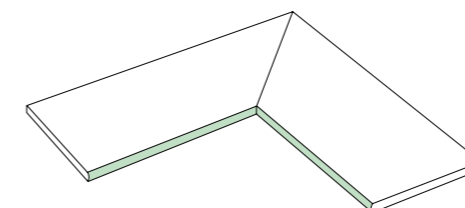
SCALINO COSTA TORO
BULL NOSE EDGE STEP



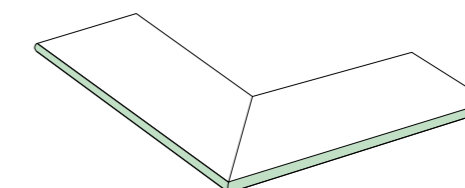
ANGOLO SCALINO COSTA TORO
BULL NOSE EDGE STEP CORNER



COPRIMURETTO COSTA TORO
BULL NOSE EDGE LOW WALL COVER



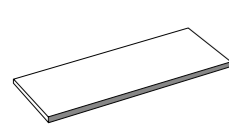
ANGOLO INTERNO COSTA TORO
BULL NOSE EDGE INTERNAL CORNER TILE



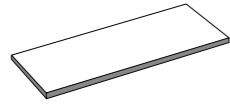
ANGOLO ESTERNO COSTA TORO
BULL NOSE EDGE EXTERNAL CORNER TILE

ESEMPI DI APPLICAZIONE: SCALA CLASSICA

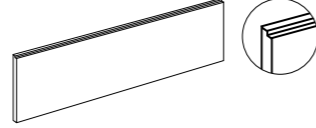
APPLICATION EXAMPLES: CLASSIC STAIRCASE



SCALINO
STEP



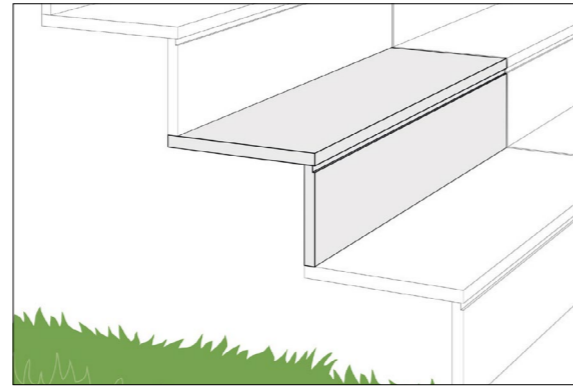
ANGOLO SCALINO
STEP CORNER



ALZATA
RISER

Lo **scalino** è disponibile a costa lucida o con bordo arrotondato. È abbinabile all'**alzata** con scuretto, che misura dai 15 ai 20 cm d'altezza e ha una scanalatura che drena l'acqua ed evita gli accumuli.

The **step** is available with beveled polished edge or rounded edge. It can be combined with grooved **riser** that measures from 15 to 20 cm in height and has a groove that channels the water away and avoids the build-up of water.



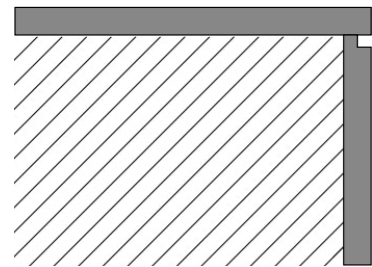
La **marche** est disponible avec chant poli ou bord arrondi. Elle peut être combinée avec la **contremarche** et cannelure, qui mesure de 15 à 20 cm de hauteur, et possède une rigole qui draine l'eau et évite les accumulations.

Die **Stufe** ist mit glänzender oder mit abgerundeter Kante erhältlich. Kombinierbar mit der **Setzstufe** mit Falzbearbeitung, von 15 bis 20 cm Höhe, mit Wasserrillen, die das Wasser abfließen lassen und somit Staunässe vermeiden.

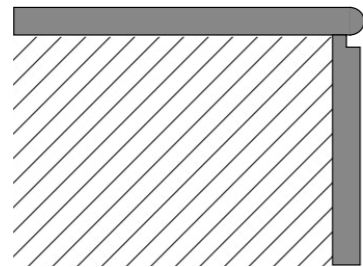
El **escalón** está disponible con lomo lustrado o con borde redondeado. Es combinable con la **contrahuella** con postigo, que mide de 15 a 20 cm de altura y presenta una estriado que drena el agua y evita las acumulaciones.

Ступень предлагается со шлифованным краем или закругленной кромкой. Сочетается с **подступенком** с выступом высотой от 15 до 20 см, который имеет паз для слива воды и предотвращения ее застаивания.

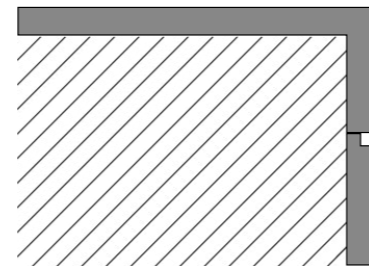
ESEMPI DI ABBINAMENTO / EXAMPLES OF COMBINATIONS



SCALINO COSTA LUCIDA + ALZATA
POLISHED EDGE STEP + RISER



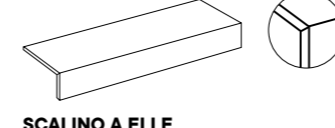
SCALINO COSTA TORO + ALZATA
BULL NOSE EDGE STEP + RISER



SCALINO A L + ALZATA
L-STEP CORNER + RISER

ESEMPI DI APPLICAZIONE: SCALA CON PASSO LUNGO

APPLICATION EXAMPLES: STAIR WITH LONG STEP-TREAD



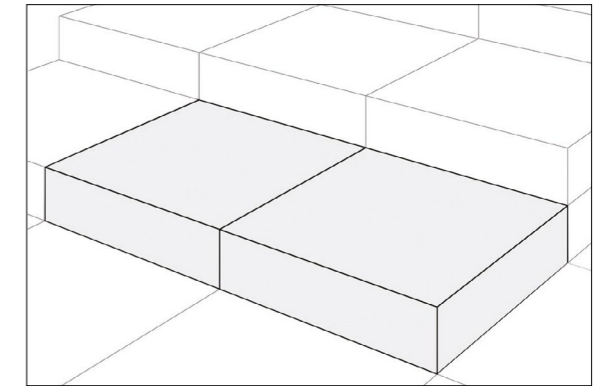
SCALINO A ELLE
L STEP



ANGOLO SCALINO A ELLE
L STEP CORNER

Con il bordo alto 12 cm, sono ideali per la posa di scalini che non necessitano di alzata.

With a top edge of 12 cm, they are ideal for installation of steps that do not need a riser.



Avec le bord de 12 cm de hauteur, ils sont parfaits pour la pose de marches qui ne nécessitent pas de contremarche.

Mit hohem Rand von 12 cm sind sie ideal für die Verlegung von Stufen, die keine Setzstufe benötigen.

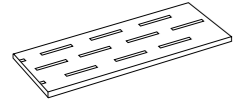
Con el borde alto 12 cm, son ideales para la colocación de escalones que no requieren contrahuella.

Имея высоту края 12 см, они идеальны для укладки ступеней без подступенка.

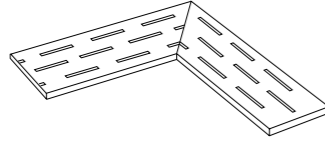


ESEMPI DI APPLICAZIONE: PEZZI SPECIALI PER PISCINE

APPLICATION EXAMPLES: SPECIAL PIECES FOR SWIMMING POOLS



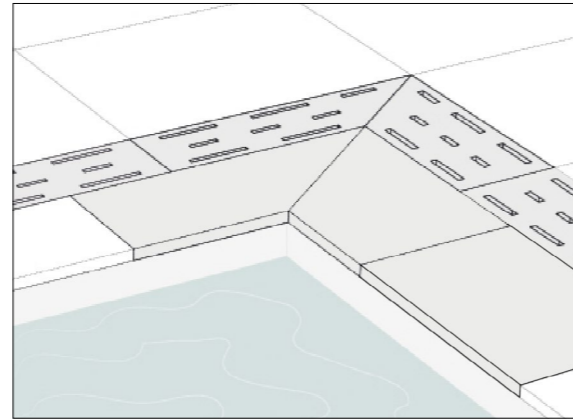
GRIGLIA
GRID TILE



ANGOLO GRIGLIA
GRID CORNER TILE

Griglia e angolo griglia destro e sinistro. Per la raccolta dell'acqua in uscita, il completamento ideale della piscina. **Angolo interno** destro e sinistro. Con bordo lineare o a toro, consente il rivestimento dei bordi della piscina a contatto con l'acqua.

Grid and DH and LH **grid corner tile**. For the channeling away of water, the ideal finish for swimming-pools. DH and LH **internal corner tile**. With straight edge or bullnose edge, it means being able to cover swimming-pool edges in contact with water.

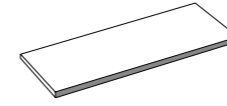


Grille et angle de grille droit et gauche. Pour recueillir l'eau qui s'écoule, le complément idéal de la piscine. **Angle interne** droit et gauche. Avec un bord linéaire ou un nez de marche, il revêt les bords de la piscine en contact avec l'eau.

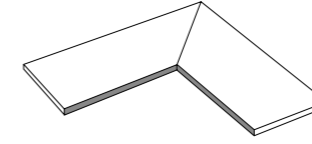
Gitter und Gitterecke rechts und links. Für das Sammeln von auslaufendem Wasser, als ideale abschließende Ergänzung für Schwimmbäder. **Innenecke** rechts und links. Die Innenecke mit gerader Kante oder mit Vollrundkante ermöglicht die abschließende Gestaltung der Schwimmbadränder, die mit Wasser in Kontakt kommen.

Rejilla y esquina rejilla derecha e izquierda. Para recoger el agua que sale, el acabado ideal para la piscina. Esquina interior derecha e izquierda. Con borde lineal o toro, permite el revestimiento de los bordes de la piscina en contacto con el agua.

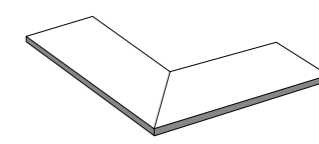
Решетка и угол решетки справа и слева. Для сбора выходящей воды, идеальное дополнение для бассейна. **Внутренний угол** справа и слева. С прямым или закругленным краем, позволяет отделять стенки бассейна, находящиеся в контакте с водой.



SCALINO
STEP



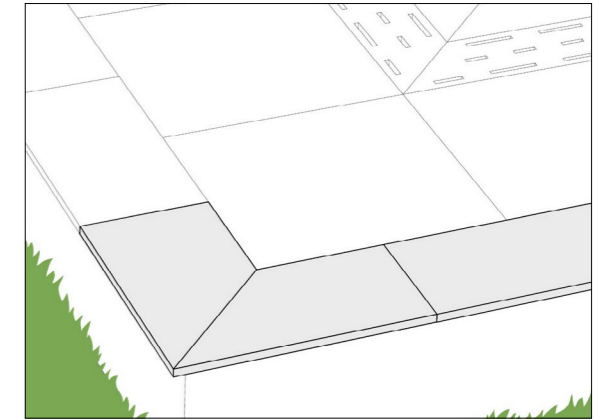
ANGOLO INTERNO
INTERNAL CORNER TILE



ANGOLO ESTERNO
EXTERNAL CORNER TILE

Angolo esterno destro e sinistro. Da utilizzare per rifinire i bordi delle piscine rialzate. Disponibile con bordo lineare o a toro.

DH and LH **external corner tile**. To be used to finish borders of raised swimming-pools. Available with straight or bullnose edge.



Angle externe droit et gauche. À utiliser pour finir les bords des piscines surélevées. Disponible avec le bord linéaire ou le nez de marche.

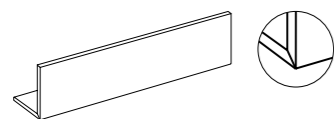
Außenecke rechts und links. Mit ihr können die äußeren Ränder von erhöhten Pools vervollständigt werden. Erhältlich mit gerader Kante oder mit Vollrundkante.

Esquina exterior derecha e izquierda. A emplear para acabar los bordes de las piscinas elevadas. Disponible con borde lineal o toro.

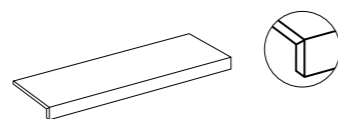
Наружный угол справа и слева. Для отделки наружных стенок приподнятых бассейнов. Предлагается с прямым или закругленным краем.

PEZZI SPECIALI PER FINITURE

SPECIAL PIECES FOR FINISHES



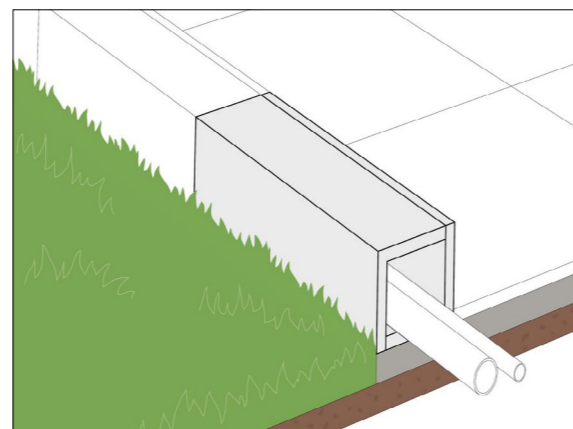
CORDOLO
CURB



ELEMENTO A ELLE
L BORDER

Cordolo a L per i muretti di contenimento. Utile per creare i bordi dei vialetti o canalette per fare scorrere cavi e tubi.

L **curb** for retaining walls. Useful to create the borders of pathways or channels for cabling or where piping can be hidden.



Bordure en L pour les murets de soutènement. Utile pour créer les bords des allées ou des petites rigoles pour faire passer les câbles et les tuyaux.

L-Element für Stützmauern. Damit können Randbereiche von Zufahrten oder Rinnen geschaffen werden, um Kabel und Rohre durchzuführen.

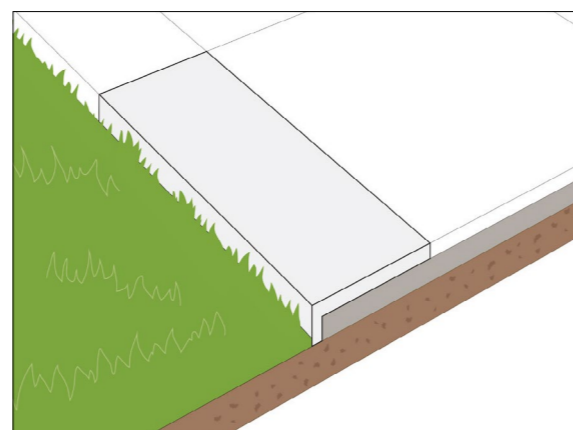
Bordillo en forma de L para los muros de contención. Útil para crear los bordes de senderos o canalinas para hacer pasar cables y tubos.

L-образный бордю для подпорных стенок. Служит для создания окантовок аллей или каналов для прокладки кабеля и труб.

Elemento a L per i perimetri.

Con soli 5 cm di altezza del frontalino, può rifinire la pavimentazione posata a massetto o i bordi di balconi e terrazze.

L **border** for perimeters. With only a 5 cm height riser, it can finish a flooring installed onto the sub-floor or the borders of balconies and terraces.

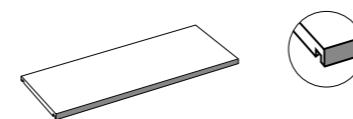


Élément en L pour les périmètres. Avec une face haute de seulement 5 cm, il peut servir de finition pour le revêtement de sol posé sur chape ou pour les bords de balcons et de terrasses.

L-Element für die Gestaltung der Umrisslinien. Mit nur 5 cm Höhe der Frontplatte kann der Bodenbelag auf Estrich oder an den Rändern von Balkonen und Terrassen entsprechende abgerundet werden.

Elemento en forma de L para los perímetros. Con solo 5 cm de altura respecto del frontal, puede dar un acabado al suelo colocado sobre contrapiso o a los bordes de balcones y terrazas.

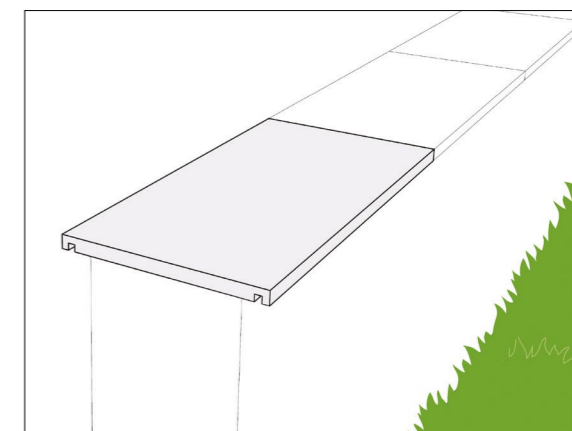
L-образный элемент для периметров. Имея переднюю часть высотой всего 5 см, он может использоваться для отделки напольного покрытия, уложенного на стяжку, или краев балконов и террас.



COPRIMURETTO
LOW WALL COVER

Coprimuretto. Protegge i muretti dalle infiltrazioni d'acqua consentendone lo scorrimento senza creare ristagni. Disponibile con bordo lineare o a toro.

Low wall cover. Protects low walls from water infiltration allowing water to flow away without stagnation. Available with straight edge or bullnose edge.



Couvre-mur. Il protège les murets contre les infiltrations d'eau en permettant l'écoulement sans créer de stagnation. Disponible avec le bord linéaire ou avec le nez de marche.

Mauerschutz. Schützt die Wände vor Wassereintritt und sorgt für das Abfließen ohne Staunässe. Erhältlich mit gerader Kante oder mit Vollrundkante.

Cobremuro. Protegge i muretti dalle infiltrazioni d'acqua consentendone lo scorrimento senza creare ristagni. Disponibile con bordo lineare o a toro.

Покрытие стенок. Защищает стенки от проникновения воды, обеспечивая ее стекание без застаивания. Предлагается с прямым или закругленным краем.