



VASIE TERRECOTTE ARTISTICHE
VASES AND ARTISTIC TERRECOTTE

VASI E TERRECOTTE ARTISTICHE

Seguendo rigorosamente la tecnica del colombino e, per alcuni articoli, utilizzando gli stampi originali della sua storica gipsoteca, Manetti ha ripristinato l'antica lavorazione artigianale delle terracotte dell'Impruneta. Orci, vasi, conche, anfore, statue, colonnini e complementi di arredo classici derivati dalla storia del giardino all'italiana, interamente fatti a mano e con decorazioni, tutte ripassate a cesello. Si tratta di una collezione di opere di grande pregio che trasformano la produzione artigianale in pezzi d'arte in tirature limitate. Le forme risultano esaltate dalle eccezionali caratteristiche della materia prima, derivata dall'esclusiva vena "galestro" la cui resistenza rende l'opera del modellatore un lavoro di assoluto impegno e talento. Per l'uso in esterno devono essere muniti di foro di drenaggio.

By using the traditional "colombino" technique and, for some specific pots, by using the original moulds of its historical Gipsoteca, Manetti has revived the ancient method of working the terracottas of Impruneta. Orci, conche, vases, basins, amphorae, statues, small columns and classical furnishing accessories derived from the history of the Italian garden, entirely hand made and with decoration, all rigorously perfected with a chisel. It is a prize collection of works which transform craft production into art pieces of limited circulation. The forms appear enhanced by the exceptional characteristics of the raw material, derived from the exclusive "galestro" vein whose resistance makes the modeller's work a task of absolute dedication and talent. If the vases are outside they need drainage in the bottom.





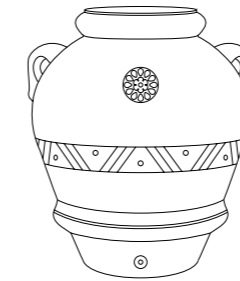
Elementi Elements

VASI E TERRECOTTE ARTISTICHE

Le misure sono espresse in cm
Measurements are in cm

Orcio imprunetino

h 70
h 90



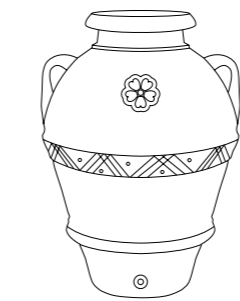
Orcio medievale (a beccaccia)

h 70



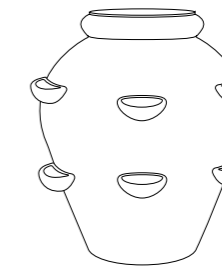
Orcio stile '700

h 85
h 95



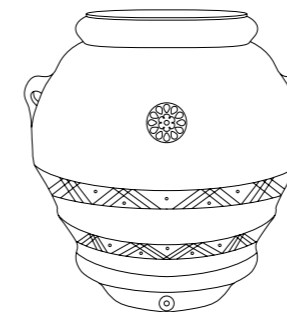
Orcio fragolaio

h 80



Orcio stile '800

h 80
h 90
h 100
h 110
h 120



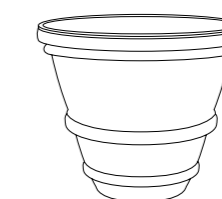
Vaso da agrumi festonato

Ø 60x54h
Ø 65x57h
Ø 75x69h
Ø 80x70h
Ø 90x78h
Ø 100x85h



Vaso da agrumi liscio

Ø 60x54h
Ø 65x57h
Ø 75x69h
Ø 80x70h
Ø 90x78h
Ø 100x85h



Le misure sono indicative in quanto tutti
gli articoli sono eseguiti a mano.
Sizes are approximate because all production
is hand made.

Elementi Elements

VASI E TERRECOTTE ARTISTICHE

Le misure sono espresse in cm
Measurements are in cm

Vaso liscio con foglie d'acanto

Ø 60x58h
Ø 70x68h
Ø 75x72h




Vaso da parete con festoni

Ø 70x63h
Ø 80x66h



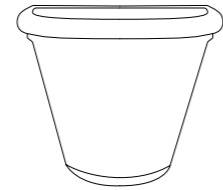
Vaso ornato

Ø 62x60h
Ø 70x68h
Ø 80x72h




Vaso da parete liscio

Ø 70x63h
Ø 80x66h



Vaso San Pietro

55x35x45h



Vaso liscio

Ø 25x24h
Ø 30x27h
Ø 40x36h
Ø 50x44h
Ø 55x53h
Ø 60x57h




Vaso squadrato con leone

55x55x58h



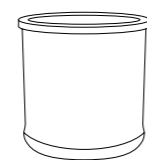
Vaso da camelia

Ø 30x30h
Ø 42x42h
Ø 47x45h
Ø 52x52h
Ø 60x58h



Vaso a cilindro

Ø 25x30h
Ø 36x40h
Ø 42x48h




Elementi Elements

VASI E TERRECOTTE ARTISTICHE

Le misure sono espresse in cm
Measurements are in cm

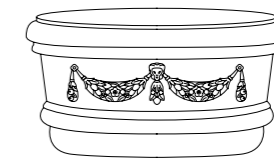
Vaso Santo Spirito

45x45x58h



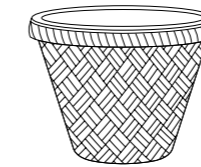
Tinozza festonata

72x35x46h



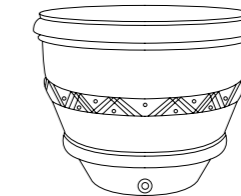
Vaso intrecciato

Ø 32x28h
Ø 40x33h



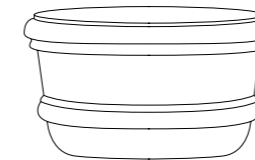
Conca classica

Ø 65x62h
Ø 80x70h



Tinozza liscia

68x34x44h
72x35x46h



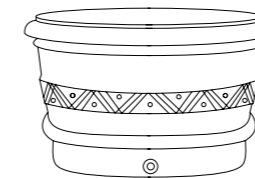
Base di appoggio

Ø 36x24h
Ø 40x26h
Ø 44x27h
Ø 46x28h
Ø 48x29h



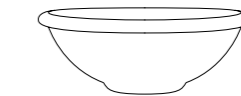
Tinozza classica

85x40x58h
100x45x58h
120x55x65h



Ciolola

Ø 45x20h
Ø 70x30h
Ø 80x30h



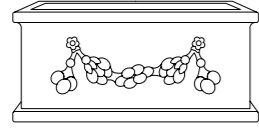
Elementi Elements

VASI E TERRECOTTE ARTISTICHE

Le misure sono espresse in cm
Measurements are in cm


Cassetta rettangolare festonata

56x27x29h



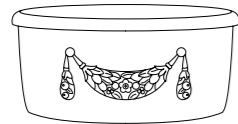
Cassetta quadrata e rettangolare liscia

30x30x29h
85x30x29h




Cassetta ovale festonata

Ø 60x32x29h



Pigna imprunetina

h 46




Coppa medica con piede

h 37




Vaso medico con cappello

h 45
h 60
h 80




Fumaiolo sezione quadra

13x13



Fumaiolo sezione tonda

Ø 15
Ø 20
Ø 25
Ø 30
Ø 35
Ø 40

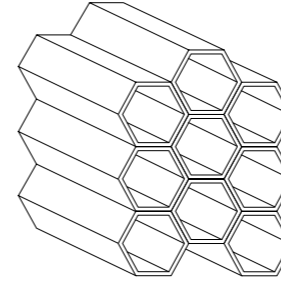


Elementi Elements

VASI E TERRECOTTE ARTISTICHE

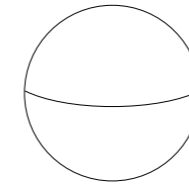
Esagoni porta bottiglia

profondità 40
h 30



Sfera

Ø 30
Ø 40



Lavabo con paraschizzi e copritubo

liscio e baccellato

larghezza 55
profondità 33

